

Quattro **Finiture cromatiche** Colour finishing

Quattro

Piani di lavoro in melaminico sp. 25 mm con bordi in ABS sp. 2 mm.

Melamine working tops 25 mm thick with 2 mm ABS edges.

Plans de travail en melaminé ép. 25 mm avec chants en ABS ép. 2 mm.

Tischplatten in Melamin St. 25 mm mit ABS-Kanten St. 2 mm.

Sobres de trabajo en melamina 25 mm de grosor con cantos en ABS 2 mm de grosor.

Plano de trabalho em melamínico com espessura de 25 mm com bordos em ABS com espessura de 2 mm.



Grigio chiaro

Light grey - Gris clair

Hellgrau - Gris claro

Cinza claro

Acero - Maple

Erable - Ahorn

Arce - Bordô

Faggio - Beech

Hêtre - Buche

Haya - Faggio

Pero - Pear

Poirier - Birne

Peral - Peroba

Quattro30

Piani di lavoro in melaminico sp. 30 mm con bordi in ABS sp. 2 mm.

Melamine working tops 30 mm thick with 2 mm ABS edges.

Plans de travail en melaminé ép. 30 mm avec chants en ABS ép. 2 mm.

Tischplatten in Melamin St. 30 mm mit ABS-Kanten St. 2 mm.

Sobres de trabajo en melamina 30 mm de grosor con cantos en ABS 2 mm de grosor.

Plano de trabalho em melamínico com espessura de 30 mm com bordos em ABS com espessura de 2 mm.



Grigio chiaro

Light grey - Gris clair

Hellgrau - Gris claro

Cinza claro

Faggio - Beech

Hêtre - Buche

Haya - Faggio

Strutture metalliche disponibili nel colore alluminio con o senza puntale bianco.

Metal structures available in aluminium colour with or without white feet.

Structures métalliques disponibles couleur aluminium avec ou sans embout blanc.

Metallstrukturen in der Farbe Aluminium mit oder ohne weiße Spitze verfügbar.

Estructuras metálicas disponibles en color aluminio con o sin parte terminal en blanco.

Estruturas metálicas disponíveis na cor alumínio com ou sem ponteira branca.



Frontal panels, mensole e appendici in MDF.

Frontal panels, shelves and frontal shelves in MDF.

Panneaux frontaux, rehaussees et appendices en MDF.

Sichtblenden, Borde und Anschlusskonsolen aus MDF.

Panels frontales, repisas, elementos adicionales en MDF.

Painéis frontais, mensulas e apêndices em MDF.



Bianco - White

Blanc - Weiß

Blanco - Branco

Grigio platino

Platinum grey

Gris platine

Platingrau

Gris platino

Cinza platina

Lilla - Lilac - Lilas

Lila - Lila - Lilás

Blu - Blue - Bleu

Blau - Azul - Azul

Verde marino

Sea green

Vert marin

Meergrün

Verde marino

Verde marinho

Rosso - Red

Rouge - Rot

Rojo - Vermelho

Antracite

Anthracite

Anthracite

Anthrazit

Antracita

Cinza Chumbo

Maniglia di serie per ante e cassetti.

Standard handle for doors and drawers.

Poignée standard pour portes et tiroirs.

Standardgriff für Türen und Schubladen.

Tirador de serie para puertas y cajones.

Puxador de série para portas e gavetas.






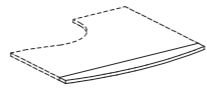
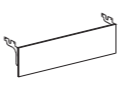


Quattro

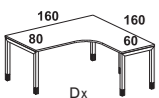
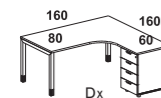
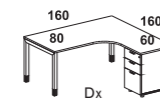
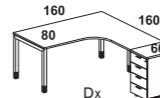
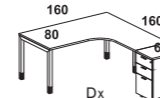
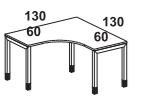
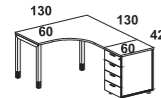
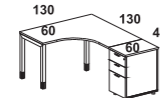
QUATTRO

Piani di lavoro in melaminico sp. 25 mm con bordi perimetrali in ABS
Worktops in melamine 25 mm thick with perimetrical edges in ABS












TAVOLI SCRIVANIA / TAVOLI DATTELO / ALLUNGHI / APPENDICE FRONTALE - DESKS | TYPING TABLES | EXTENSIONS | FRONTAL SHELF

| | | | | | | |
|--|--|---|---|--|---|---|
| P 80 - H 72  TT0080_ L 80 TT0130_ L 130 TT0160_ L 160 TT0180_ L 180 | L 200 - P 80 - H 72  TT0201_ | P 100 - H 72  TT0200_ L 200 TT0250_ L 250 | P 60 - H 72  TT0083_ L 80 TT0115_ L 110 |  TT0085_ L 80 TT0117_ L 110 | L 160 - P 20 - H 2,5  TT6190_ | P 1,8 - H 35  TT1080_ L 67 TT1110_ L 97 TT1130_ L 117 TT1160_ L 147 TT1180_ L 167 TT1200_ L 187 |
|--|--|---|---|--|---|---|

TAVOLI COMPATTI (Dx o Sx) - COMPACT DESKS (RH or LH)

| | | | | |
|--|---|---|---|---|
| L 160 - P 160 - H 72  TT9006_ (Dx) TT9001_ (Sx) | L 160 - P 160 - H 72  TT9120_ (Dx) TT9110_ (Sx) | L 160 - P 160 - H 72  TT9180_ (Dx) TT9170_ (Sx) | L 160 - P 202,5 - H 72  TT9121_ (Dx) TT9111_ (Sx) | L 160 - P 202,5 - H 72  TT9181_ (Dx) TT9171_ (Sx) |
| L 130 - P 130 - H 72  TT9070_ | L 130 - P 172,5 - H 72  TT9154_ | L 130 - P 172,5 - H 72  TT9044_ | | |

CASSETTIERE - PEDESTALS

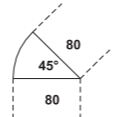
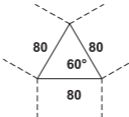
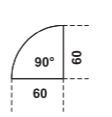
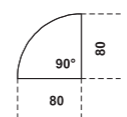
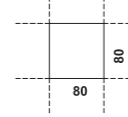
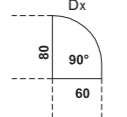
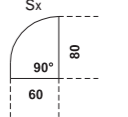
| | | | | | | | | | | |
|--|---|---|---|--|--|---|---|--|--|--|
| L 42,5 - P 57 - H 56  TT3001_ | L 42,5 - P 57 - H 56  TT3002_ | L 42,5 - P 57,5 - H 58  AC3001_ | L 42,5 - P 57,5 - H 58  AC3002_ METALLICHE METALLIC | L 110 - P 60 - H 72  TT0120_ | L 110 - P 60 - H 72  TT0123_ | L 90 - P 60 - H 65  TT3005_ | L 90 - P 60 - H 65  TT3997_ | L 50,5 - P 50,5 - H 67=72  TT3998_ | L 80,5 - P 50,5 - H 67=72  DK3005A | L 90 - P 58 - H 72  TT3001_ |
|--|---|---|---|--|--|---|---|--|--|--|

ELEMENTI DI SERVIZIO - SERVICE UNITS



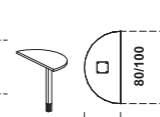
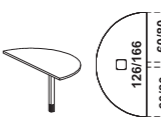
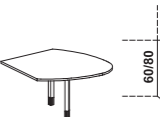
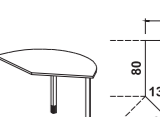
QUATTRO

Piani di lavoro in melaminico sp. 25 mm con bordi perimetrali in ABS
Worktops in melamine 25 mm thick with perimetrical edges in ABS

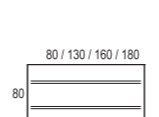
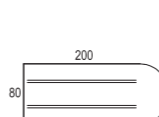
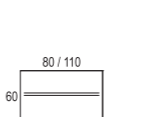
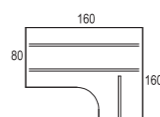
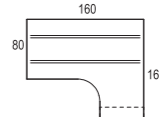
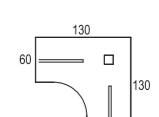
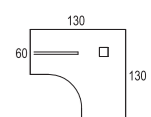
RACCORDI - CONNECTION ELEMENTS

| | | | | | | |
|---|--|--|--|--|--|--|
| L 80 - H 2,5  TT2001_ | L 60 - P 60 - H 2,5  TT2003_ | L 80 - P 80 - H 2,5  TT2012_ | L 80 - P 80 - H 2,5  TT2002_ | L 80 - P 60 - H 2,5  TT2004_ | L 80 - P 60 - H 2,5  TT2010_ | L 80 - P 60 - H 2,5  TT2011_ |
|---|--|--|--|--|--|--|

RACCORDI SU COLONNA - CONNECTION ELEMENTS WITH SLIM COLUMN

| | | | | | |
|---|---|---|---|---|--|
| L 110/130 - P 110/130 - H 72  TT2033_ (110x110) TT2034_ (130x130) | L 120 - P 120 - H 72  TT2025_ | L 40/80 - P 50/100 - H 72  TT2016_ (80x40) TT2028_ (100x50) | L 126/166 - P 63/83 - H 72  TT2035_ (63x126) TT2026_ (83x166) | L 90/110 - P 90/110 - H 72  TT2041_ (90x90) TT2043_ (110x110) | L 91 - P 137 - H 72  TT2027_ |
|---|---|---|---|---|--|

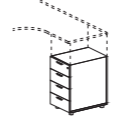
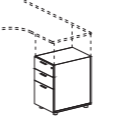
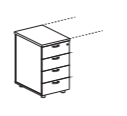






COMPONENTI - COMPONENTS

| | | | | | | |
|---|---|---|---|---|--|--|
| P 80 - H 2,5  TTQ0080_ L 80 TTQ0130_ L 130 TTQ0160_ L 160 TTQ0180_ L 180 | L 200 - P 80 - H 2,5  TTQ0201_ | P 60 - H 2,5  TTQ0082_ L 80 TTQ0114_ L 110 | L 160 - P 160 - H 2,5  TTQ9162_ (Sx) TTQ9161_ (Dx) | L 160 - P 160 - H 2,5  TTQ9166_ (Sx) TTQ9165_ (Dx) | L 130 - P 130 - H 2,5  TTQ9130_ | L 130 - P 130 - H 2,5  TTQ9121_ |
|---|---|---|---|---|--|--|

TAVOLI RIUNIONI - CONFERENCE TABLES

| | | | | |
|--|---|---|--|---|
| ø 120 - H 72  TT0121_ | P 100 - H 72  TT0200_ L 200 TT0250_ L 250 | L 300/350 - P 100 - H 72  DA COMPORRE TO BE COMPOUND | L 206/236 - P 126 - H 72  DA COMPORRE TO BE COMPOUND | L 296/326/346 - P 166 - H 72  DA COMPORRE TO BE COMPOUND |
|--|---|---|--|---|

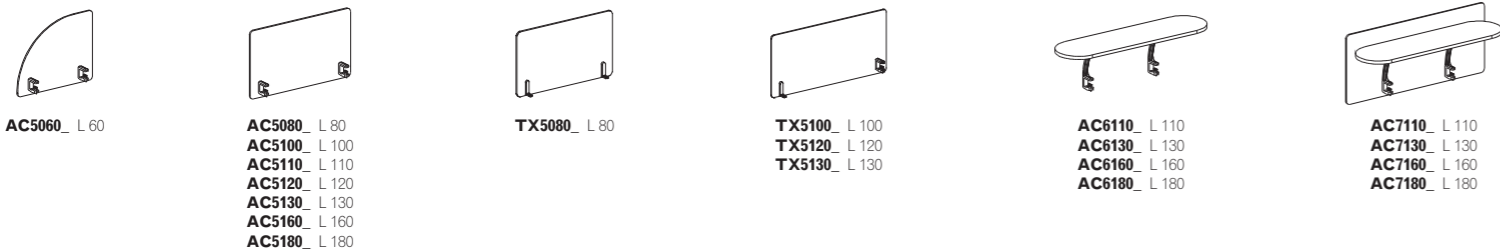
CASSETTIERE PORTANTI - CARRYING PEDESTALS

| | | | | | | | | |
|---|---|---|--|---|--|---|--|--|
| L 42,5 - P 60 - H 69,5  TT3031_ | L 42,5 - P 60 - H 72  TT3032_ | L 42,5 - P 60 - H 72  TT3031_ | L 60  TT0004H TERMINALE TERMINAL | L 60  TT0008H INTERMEDIA MIDDLE | L 60  TT0005H COPPIA TERMINALI PAIR TERMINAL | L 80  TT0007H INTERMEDIA MIDDLE | L 80  TT0001H COPPIA TERMINALI PAIR TERMINAL | L 80  TT0044H COLONNA METALLICA METAL COLUMN |
|---|---|---|--|---|--|---|--|--|

QUATTRO / QUATTRO30

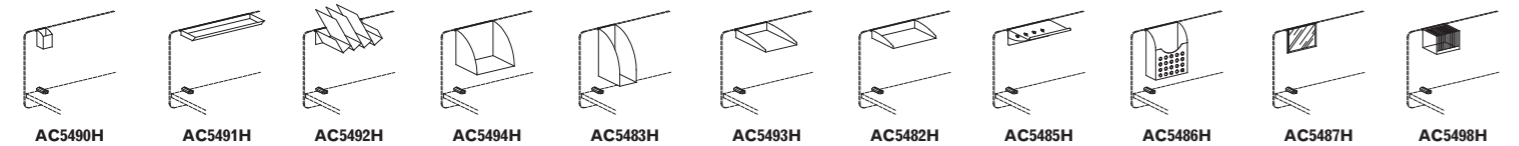
FRONTAL PANELS E MENSOLE - FRONTAL PANELS AND SHELVES

H 48

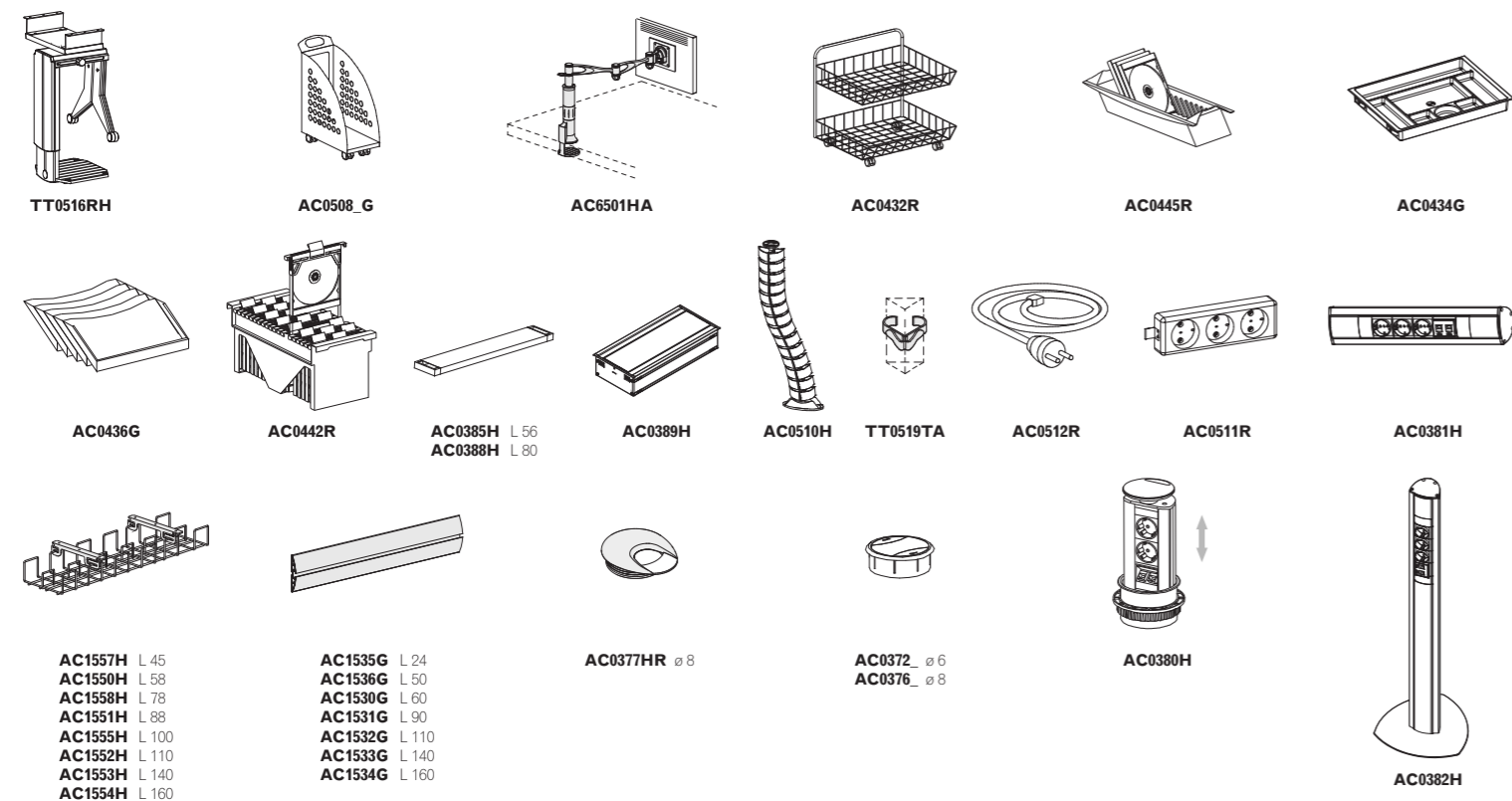


ACCESSORI PER FRONTAL PANELS - ACCESSORIES FOR FRONTAL PANELS

L 6,5 - P 6,5 - H 8,5 L 50 - P 17 - H 3 L 34 - P 23 - H 23 L 27 - P 22 - H 22 L 12 - P 22 - H 28 L 23 - P 31 - H 5 L 31 - P 22 - H 5 L 30 - P 23 - H 10 L 23 - P 10 - H 29 L 21 - P 1 - H 15 L 18 - P 13 - H 12

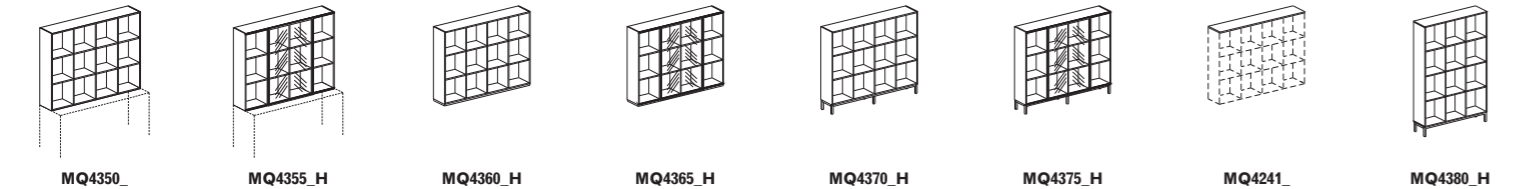


ACCESSORI - ACCESSORIES



LIBRERIE - BOOKCASES

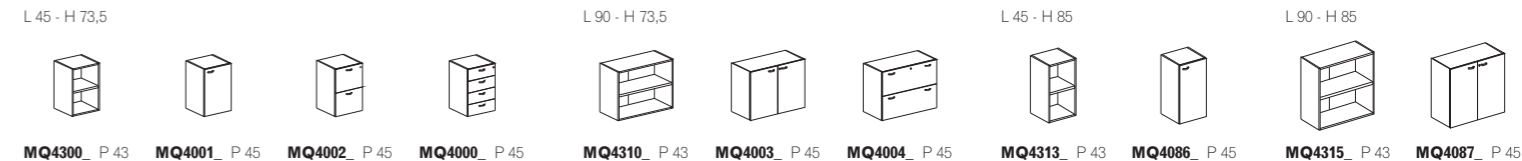
L 180 - P 34 - H 130,5 L 180 - P 36 - H 130,5 L 180 - P 34 - H 133,5 L 180 - P 36 - H 133,5 L 180 - P 34 - H 148,5 L 180 - P 36 - H 148,5 L 180 - P 36 - H 2,5 L 130,5 - P 34 - H 198



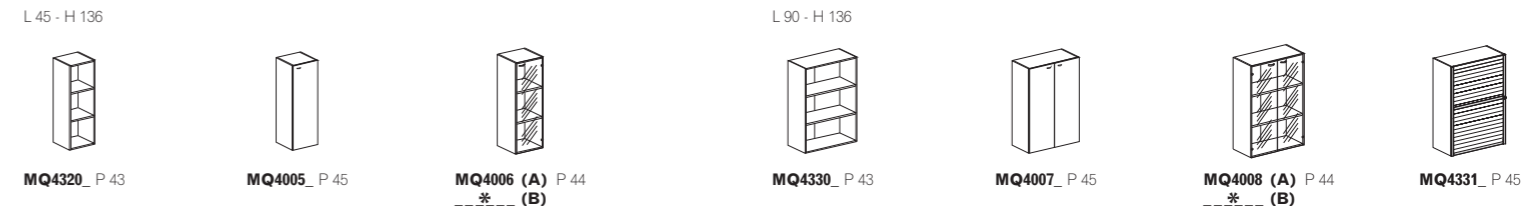
QUATTRO / QUATTRO30

CONTENITORI - STORAGE UNITS

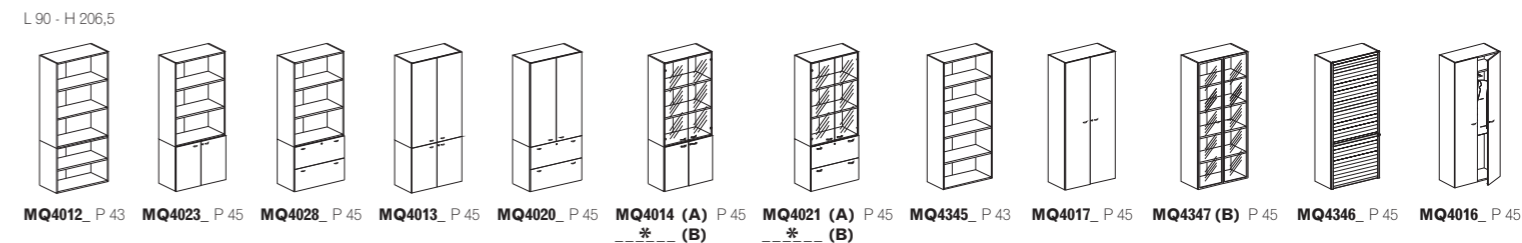
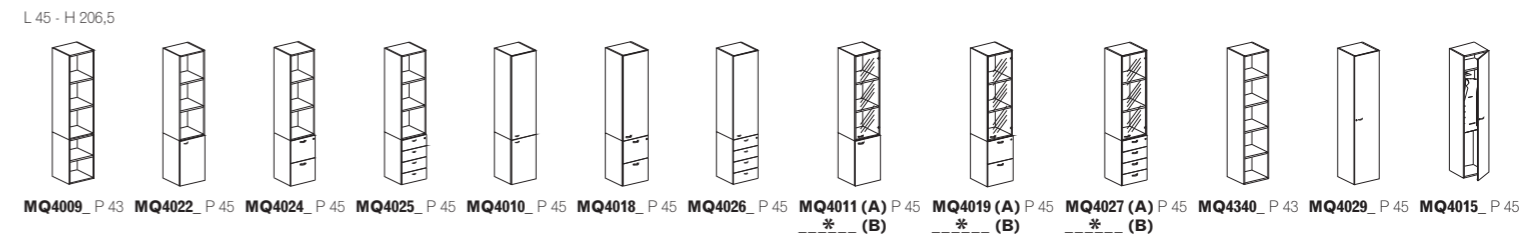
CONTENITORI BASSI - LOW STORAGE UNITS



CONTENITORI MEDI - MEDIUM STORAGE UNITS



CONTENITORI ALTI - HIGH STORAGE UNITS



TOP - TOPS

P 45 - H 2,5



MQ4201_L 45
MQ4202_L 90
MQ4203_L 135
MQ4204_L 180
MQ4205_L 225
MQ4206_L 270

ZOCOLI METALLICI (OPTIONAL) - BASE METAL FRAMES (OPTIONAL)

P 41,5 - H 2,8



AC0514_L 45 AC0513_L 90

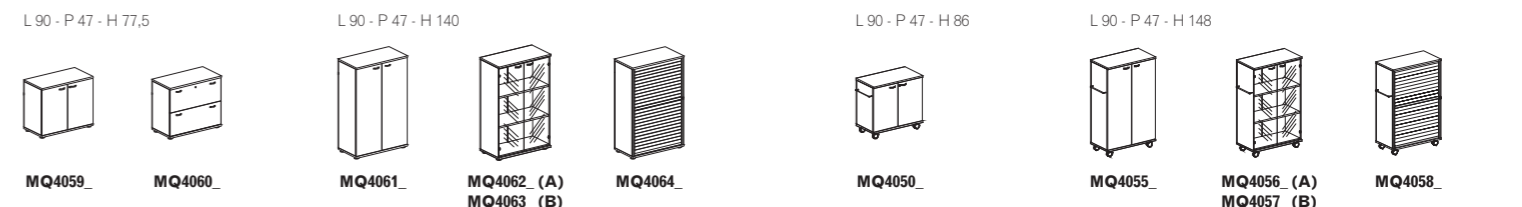
TIPOLOGIE ANTE VETRO DISPONIBILI - GLASS DOORS AVAILABLE

A: Anta vetro fumé (standard) **B:** Anta vetro acidato con telaio in alluminio dotata di serratura (optional)
Smoked-grey glass door (standard) Acetated glass door with aluminium frame and lock (optional)

* Per il codice consultare il listino prezzi | For the code, see price list.

I CONTENITORI FISSI SONO COMPONIBILI, SOVRAPPONIBILI E VANNO COMPLETATI CON I TOP SP. 2,5 CM. I CODICI RIPORTATI SI RIFERISCONO A CONTENITORI CON RIPIANI IN MELAMINICO.
THE FREE-STANDING STORAGE UNITS ARE MODULAR, SUPERIMPOSABLE AND HAVE TO BE COMPLETED WITH TOPS 2,5 CM THICK. THE CODES ARE RELATED TO STORAGE UNITS WITH MELAMINE SHELVES.

CONTENITORI SU PIEDINI - STORAGE UNITS ON FEET



CONTENITORI SU RUOTE - STORAGE UNITS ON CASTORS

TUTTI I CONTENITORI SU PIEDINI E SU RUOTE SONO COMPRESIVI DI BASE, TOP E SCHIENA DI FINITURA (+ MANIGLIA SOLO PER CONTENITORI SU RUOTE)
ALL THE STORAGE UNITS ON FEET AND CASTORS ARE PROVIDED WITH BASE, TOP AND FINISHING BACK (+ HANDLE FOR STORAGE UNITS ON CASTORS ONLY)

N.B.: LE DIMENSIONI SONO ESPRESSE IN CM. CONSULTARE IL LISTINO PREZZI PER LE CARATTERISTICHE TECNICHE, I CODICI DEGLI ARTICOLI E DELLE FINITURE.
N.B.: THE DIMENSIONS ARE STATED IN CM. FOR TECHNICAL CHARACTERISTICS, ARTICLE CODE NUMBERS AND FINISHING, SEE PRICE LIST.

N.B.: LE DIMENSIONI SONO ESPRESSE IN CM. CONSULTARE IL LISTINO PREZZI PER LE CARATTERISTICHE TECNICHE, I CODICI DEGLI ARTICOLI E DELLE FINITURE.
N.B.: THE DIMENSIONS ARE STATED IN CM. FOR TECHNICAL CHARACTERISTICS, ARTICLE CODE NUMBERS AND FINISHING, SEE PRICE LIST.